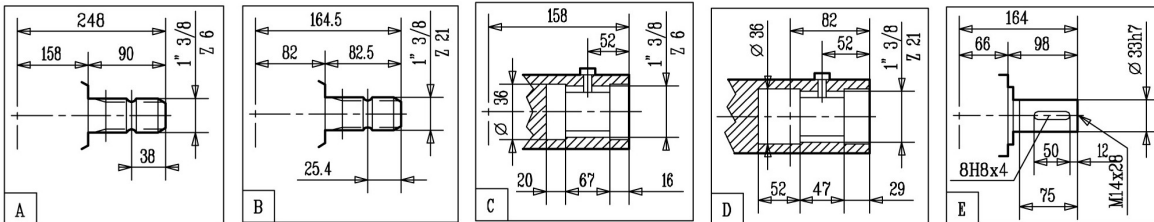


kg 26










LT. 1,4
SAE.90EP

Shaft Profiles - Tipi di Albero



A-20A

Technical Data - Dati Tecnici

i															L			 comer industries
		r.p.m.	HP	kW	daNm	InLbs	X	Y	Z									
1	: 1,88	540	75	55,2	50	4455	B	C	-	217	218	-	-	-	0	Y	-	620.001
1,88	: 1	540	75	55,2	178	15737	D	A	-	215	216	-	-	-	0	X	-	620.000
1,88	: 1	540	75	55,2	178	15737	E	A	-	215	216	-	-	-	0	X	-	620.002