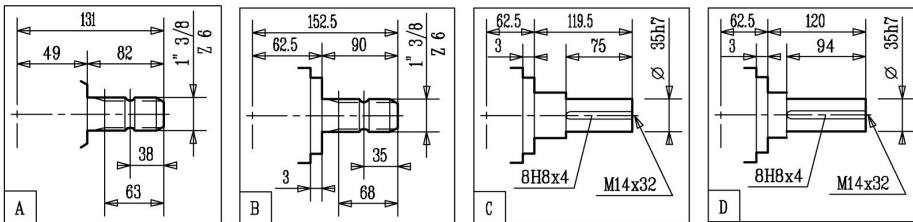


kg 17










LT. 0,45  
SAE.90EP

### Shaft Profiles - Tipi di Albero



# A-624A

*Technical Data - Dati Tecnici*

|          |               |  |  |  |  |          |          |  |    |    |   |   |   |   | <b>L</b> |  |  |
|----------|---------------|---|---|---|---|----------|----------|--|----|----|---|---|---|---|----------|---|---|
| <b>i</b> | <b>r.p.m.</b> | <b>HP</b>   | <b>kW</b>   | <b>daNm</b>   | <b>lnLbs</b>  | <b>X</b> | <b>Y</b> | <b>Z</b>   |    |    |   |   |   |   |          |   | <b>comer industries</b>   |
| 1 : 3,5  | 540           | 43  | 31,6  | 15  | 1373  | C        | A        | -  | 41 | 42 | - | - | - | 0 | Y        | -   | 624.013   |
| 1 : 6,9  | 540           | 35  | 25,8  | 6   | 567   | D        | A        | -  | 41 | 42 | - | - | - | 0 | Y        | -   | 624.000   |
| 1 : 6,9  | 540           | 35  | 25,8  | 6   | 567   | B        | A        | -  | 41 | 42 | - | - | - | 0 | Y        | -   | 624.012   |
| 3,5 : 1  | 540           | 18  | 13,2  | 79  | 7032  | C        | A        | -  | 51 | 52 | - | - | - | 0 | X        | -   | 624.013   |
| 6,9 : 1  | 540           | 10  | 7,4   | 87  | 7705  | D        | A        | -  | 51 | 52 | - | - | - | 0 | X        | -   | 624.000   |
| 6,9 : 1  | 540           | 10  | 7,4   | 87  | 7705  | B        | A        | -  | 51 | 52 | - | - | - | 0 | X        | -   | 624.012   |