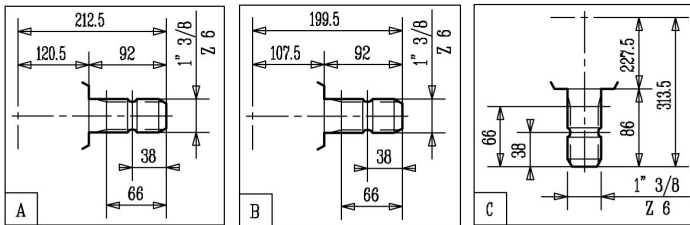


 **kg 48**




 **LT. 3,25**
SAE.90EP

Shaft Profiles - Tipi di Albero



T-269A

Technical Data - Dati Tecnici

i	r.p.m.	HP	kW	daNm	InLbs	X	Y	Z					L			 comer industries	
									1	2	-	-		-	0		Z
1 : 1	540	100	73,6	126	11159	-	A	C	1	2	-	-	-	0	Z	-	269.000
1 : 1	540	100	73,6	126	11159	B	A	C	5	6	-	-	-	0	Z	-	269.001
1 : 1	540	100	73,6	126	11159	B	-	C	3	4	-	-	-	0	Z	-	269.002
1 : 1,42	540	105	77,3	93	8254	-	A	C	21	22	-	-	-	0	Y	-	269.004
1 : 1,42	540	105	77,3	93	8254	B	-	C	23	24	-	-	-	0	X	-	269.005
1 : 1,42	540	105	77,3	93	8254	B	A	C	25	26	27	28	-	0	X	Y	269.006
1,42 : 1	540	90	66,2	161	14267	-	A	C	1	2	-	-	-	0	Z	-	269.004
1,42 : 1	540	90	66,2	161	14267	B	-	C	3	4	-	-	-	0	Z	-	269.005
1,42 : 1	540	90	66,2	161	14267	B	A	C	5	6	-	-	-	0	Z	-	269.006