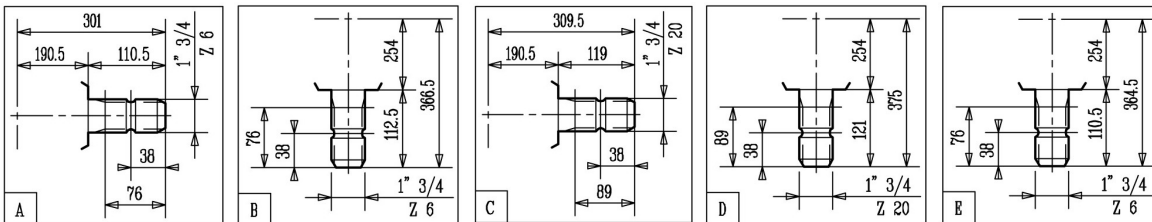
 **kg 97,4**








 **LT. 0**  
**SAE.90EP**

### Shaft Profiles - Tipi di Albero



# T-331A

*Technical Data - Dati Tecnici*

														L			
i	r.p.m.	HP	kW	daNm	InLbs	X	Y	Z	5	6	-	-	-	0	Z	-	comer industries
1 : 1	540	240	176,5	303	26789	A	A	B	5	6	-	-	-	0	Z	-	331.016
1 : 1	540	240	176,5	303	26789	C	D	D	5	6	-	-	-	0	Z	-	331.019
1 : 1,35	540	240	176,5	224	19846	C	D	D	33	34	-	-	-	0	Z	-	331.012
1 : 1,94	540	280	205,9	182	16109	A	A	E	33	34	-	-	-	0	Z	-	331.000
1,94 : 1	540	200	147	489	43306	A	A	E	5	6	-	-	-	0	Z	-	331.001
3,27 : 1	540	110	81	453	40153	A	A	E	5	6	-	-	-	0	Z	-	331.020