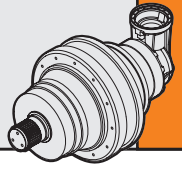


26000


	i	Mc [kNm]				n _{1max} [min ⁻¹]	Pt [kW]	Kg				
		n ₂ x h	n ₂ x h	n ₂ x h	n ₂ x h			M	P	CPC	F	FS
		10.000	20.000	50.000	100.000							
PG 26001	3.68	320.6	288.7	251.3	220.5	200	136	980	-	-	920	958
	4.94	230.9	207.9	181.0	173.1							
PG 26002	14.88	317.4	280.9	239.1	211.6	1200	83	1303	-	-	1243	1281
	18.83	253.3	224.2	190.8	168.9							
	25.28	230.9	207.9	181.0	173.1							
PG 26003	59.52	302.5	267.7	227.9	201.7	2000	60	1419	-	-	1359	1397
	75.33	253.3	224.2	190.8	168.9							
	79.90	230.9	207.9	181.0	173.1							
	97.93	253.3	224.2	190.8	168.9							
	103.87	230.9	207.9	181.0	173.1							
	117.71	219.1	193.9	165.1	146.1							
	131.46	230.9	207.9	181.0	173.1							
	158.01	230.9	207.9	181.0	173.1							
PG 26004	218.24	210.0	185.9	158.1	140.1	2800	46	1446	-	-	1386	1424
	276.22	253.3	224.2	190.8	168.9							
	333.61	232.8	206.1	175.3	155.3							
	380.85	230.9	207.9	181.0	173.1							
	433.70	253.3	224.2	190.8	168.9							
	489.66	253.3	224.2	190.8	168.9							
	521.27	219.1	193.9	165.1	146.1							
	579.36	230.9	207.9	181.0	173.1							
	624.21	230.0	203.6	173.3	153.3							
	682.69	219.1	193.9	165.1	146.1							
	724.09	230.0	203.6	173.3	153.3							
	790.04	230.9	207.9	181.0	173.1							
	873.90	212.1	187.7	159.9	141.4							
	920.23	221.4	195.9	166.9	147.6							
	1106.05	230.9	207.9	181.0	171.7							
PG 26005	1139.39	253.3	224.2	190.8	168.9	2800	40	1458	-	-	1398	1436
	1260.31	232.8	206.1	175.3	155.3							
	1356.53	253.3	224.2	190.8	168.9							
	1427.12	253.3	224.2	190.8	168.9							
	1571.02	230.9	207.9	181.0	173.1							
	1691.83	230.9	207.9	181.0	173.1							
	1757.78	230.9	207.9	180.7	159.8							
	1849.81	253.3	224.2	190.8	168.9							
	1967.74	230.9	207.9	181.0	173.1							
	2085.70	230.9	207.9	181.0	173.1							
	2188.69	230.9	207.9	181.0	173.1							
	2240.76	253.3	224.2	190.8	168.9							
	2313.83	230.9	207.9	181.0	173.1							
	2401.53	230.9	207.9	181.0	173.1							
	2483.17	230.9	207.9	181.0	173.1							
	2602.17	253.3	224.2	190.8	168.9							
	3144.29	253.3	224.2	190.8	168.9							
	4200.36	230.9	207.9	181.0	173.1							
	5073.16	230.9	207.9	181.0	173.1							
	5973.57	202.1	178.9	152.4	134.7							
8018.87	230.9	207.9	181.0	171.7								



	i	Mc [kNm]				n _{1max} [min ⁻¹]	Pt [kW]	Kg				
		n ₂ x h	n ₂ x h	n ₂ x h	n ₂ x h			M	P	CPC	F	FS
		10.000	20.000	50.000	100.000							
PGA 26004	182.81	194.0	157.6	119.8	97.3	2500	40	1529	-	-	1469	1507
	231.38	228.8	185.9	141.3	114.8							
	300.79	253.3	223.3	169.7	137.9							
	351.55	208.8	169.5	128.7	104.5							
	383.44	230.0	203.6	173.3	153.3							
	457.01	250.9	203.7	154.7	125.6							
	485.31	230.9	207.9	181.0	173.1							
	549.29	219.1	193.9	165.1	142.8							
	613.49	230.9	207.9	181.0	154.3							
	737.37	230.9	207.9	181.0	173.1							
PGA 26005	910.58	191.1	155.3	118.0	95.8	2800	35	1500	-	-	1440	1478
	1012.06	205.8	167.2	127.0	103.2							
	1240.46	237.3	192.8	146.5	119.0							
	1380.08	214.7	190.0	157.8	128.2							
	1498.22	253.3	220.0	167.2	135.8							
	1547.08	230.9	207.9	171.0	138.9							
	1691.54	253.3	224.2	182.0	147.9							
	1746.70	230.9	207.9	181.0	151.2							
	1909.93	230.0	203.6	173.3	153.3							
	2001.43	230.9	207.9	181.0	166.3							
	2156.37	230.0	203.6	173.3	153.3							
	2270.71	230.9	207.9	181.0	173.1							
	2358.40	219.1	193.9	165.1	146.1							
	2501.39	230.0	203.6	173.3	153.3							
	2634.02	230.9	207.9	181.0	173.1							
	2846.34	202.1	178.9	152.4	134.7							
	3398.49	230.0	203.6	173.3	153.3							
	4151.28	230.9	207.9	181.0	173.1							
	5010.17	221.4	195.9	166.9	147.6							
	6021.84	230.9	207.9	181.0	171.7							

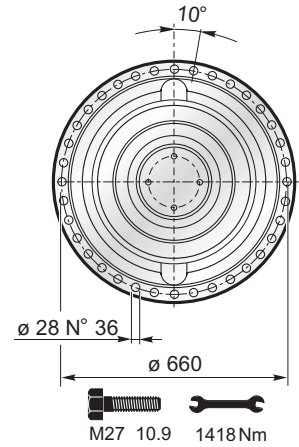
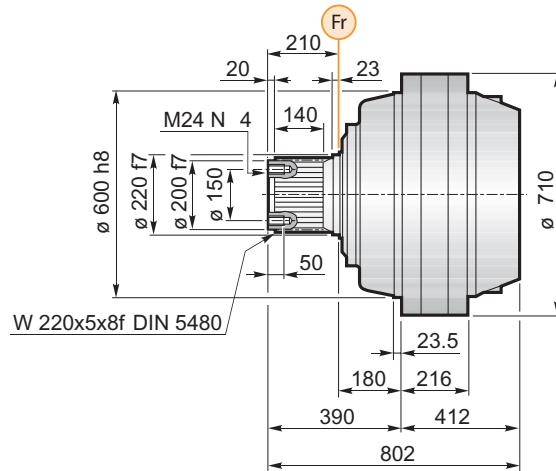
(n₂ x h = 20.000)

$$M_{\max} = M_c \times 1.9$$

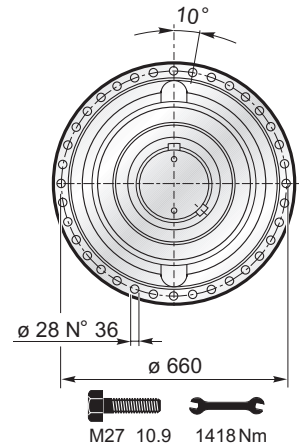
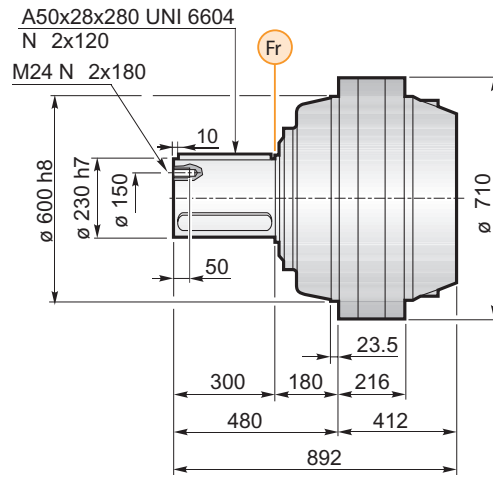



26000

MS

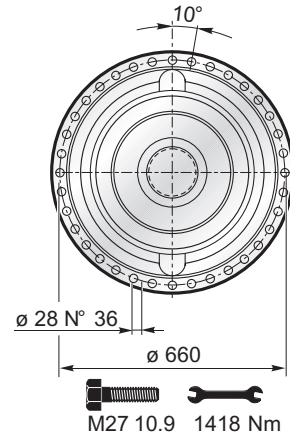
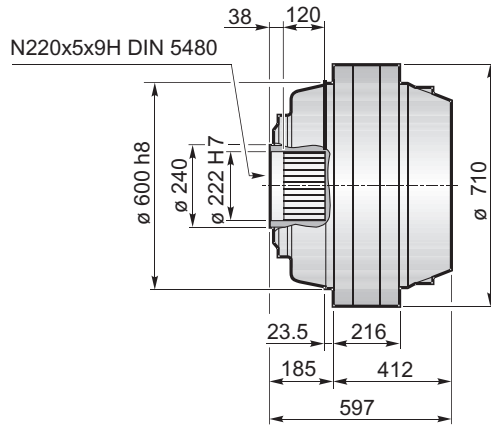


MC

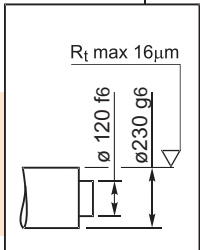
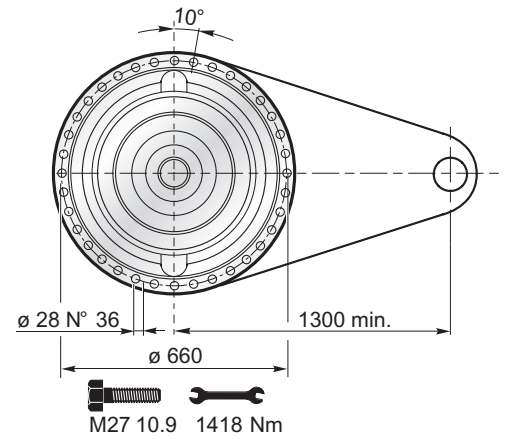
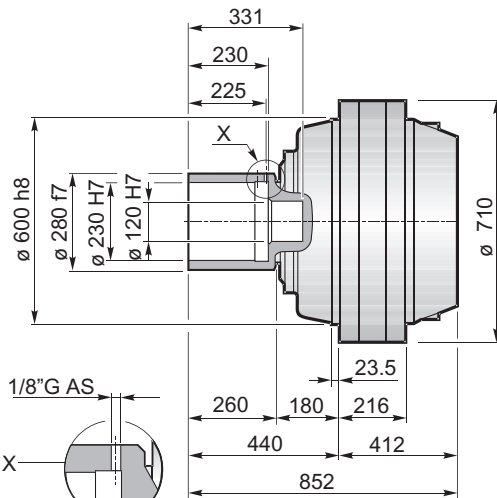




F



FS



$M_{max} = 407 \text{ kNm}$

La coppia massima indicata è valida solo con calettatori forniti da Planetary Drives
 The maximum torque indicated is valid only with shrink discs supplied by Planetary Drives
 Das dargestellte, maximale Drehmoment gilt nur mit von Planetary Drives gelieferter Schrumpfscheibe
 Le couple maximal indiqué n'est valable qu'avec les frettes de serrage fournis par Planetary Drives
 El momento máximo indicado sólo es válido con discos de contracción suministrados por Planetary Drives
 O torque máximo indicado é válido exclusivamente com discos de contração fornecidos pela Planetary Drives





26000

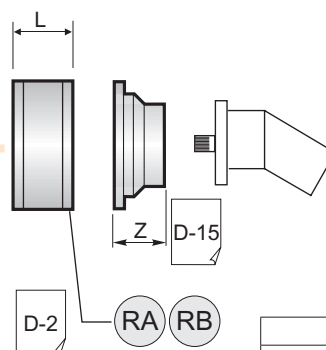
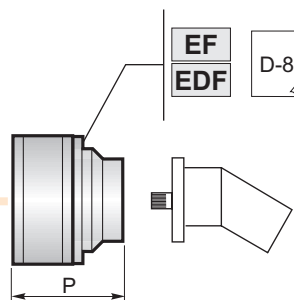
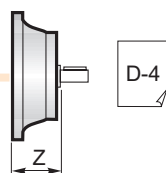
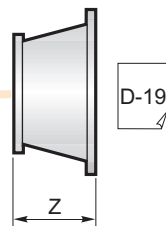
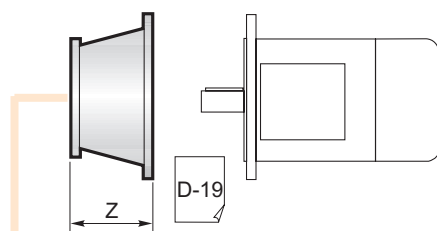
PG ...MS						
	A	B	RA	RB	EF	EDF
PG26001	412	802				
PG26002	667	1057				
PG26003	849	1239				
PG26004	943	1333		•		
PG26005	1002.5	1392.5	•	o	•	

PG ...MC						
	A	B	RA	RB	EF	EDF
PG26001	412	892				
PG26002	667	1147				
PG26003	849	1329				
PG26004	943	1423		•		
PG26005	1002.5	1482.5	•	o	•	

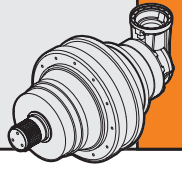
PG ...F						
	A	B	RA	RB	EF	EDF
PG26001	412	597				
PG26002	667	852				
PG26003	849	1034				
PG26004	943	1128		•		
PG26005	1002.5	1187.5	•	o	•	

PG ...FS						
	A	B	RA	RB	EF	EDF
PG26001	412	852				
PG26002	667	1107				
PG26003	849	1289				
PG26004	943	1383		•		
PG26005	1002.5	1442.5	•	o	•	

⚠	A	B	•
	A+13.5	B+13.5	o



	L
RA	81
RB	125



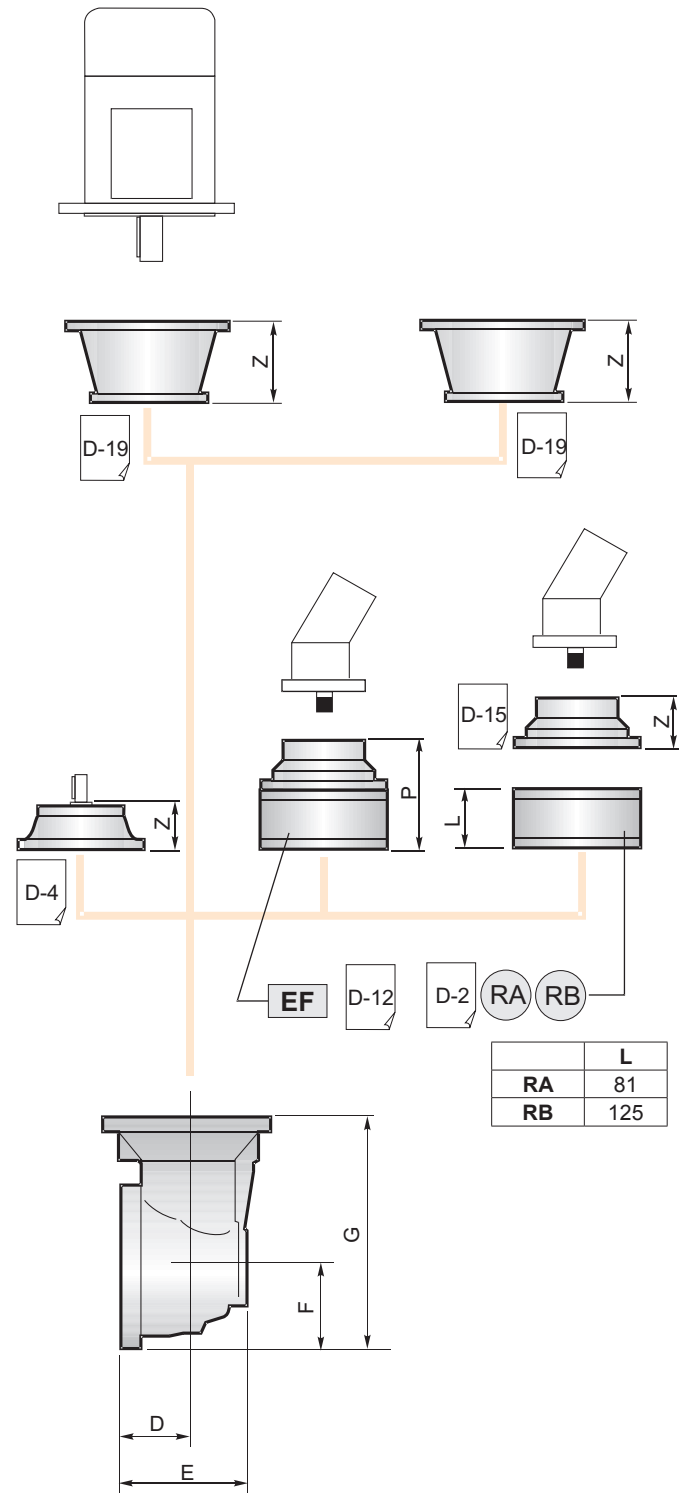
		PGA ...MS					
		A	B	RA	RB	EF	EDF
	PGA26004	929	315		•		
	PGA26005	1031	240	•	o	•	

		PGA ...MC					
		A	B	RA	RB	EF	EDF
	PGA26004	929	315		•		
	PGA26005	1031	240	•	o	•	

		PGA ...F					
		A	B	RA	RB	EF	EDF
	PGA26004	929	315		•		
	PGA26005	1031	240	•	o	•	


		PGA ...FS					
		A	B	RA	RB	EF	EDF
	PGA26004	929	315		•		
	PGA26005	1031	240	•	o	•	

	B	•
	B+16.5	o



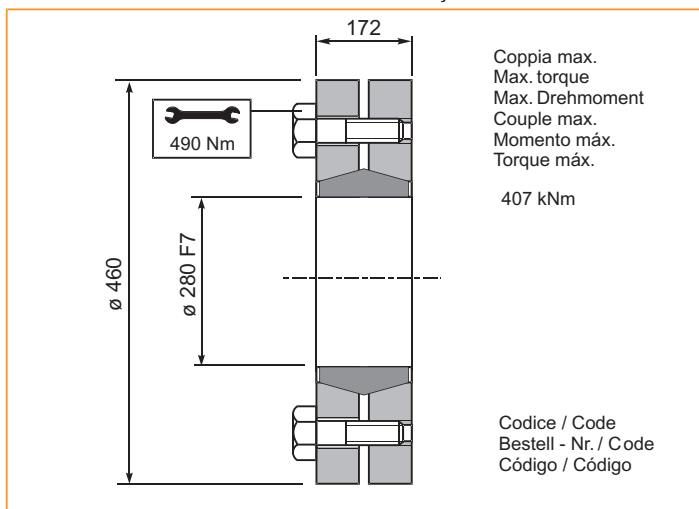
	L
RA	81
RB	125


	D	E	F	G
PGA26004	88	256	235	550
PGA26005	88	164	140	380



26000

GA Giunto di attrito / Shrink disc
Schrumpfscheibe / Frette de serrage
Disco de contracción / Disco de contração





CARICHI RADIALI (Fr)

Nei diagrammi seguenti sono riportati i carichi radiali e i coefficienti K per rapportarli al valore $n_2 \times h$ desiderato.

RADIAL LOADS (Fr)

The following curves show the radial loads and the K factors to obtain the required $n_2 \times h$ value.

RADIALLAST (Fr)

In den nachstehenden Diagrammen ist die Radiallast und der Koeffizient K dargestellt und kann mit dem gewünschten Wert $n_2 \times h$ verglichen werden.

CHARGES RADIALES (Fr)

Dans les diagrammes suivants sont indiqués les charges radiales et les facteurs K de façon à obtenir la valeur $n_2 \times h$ désirée.

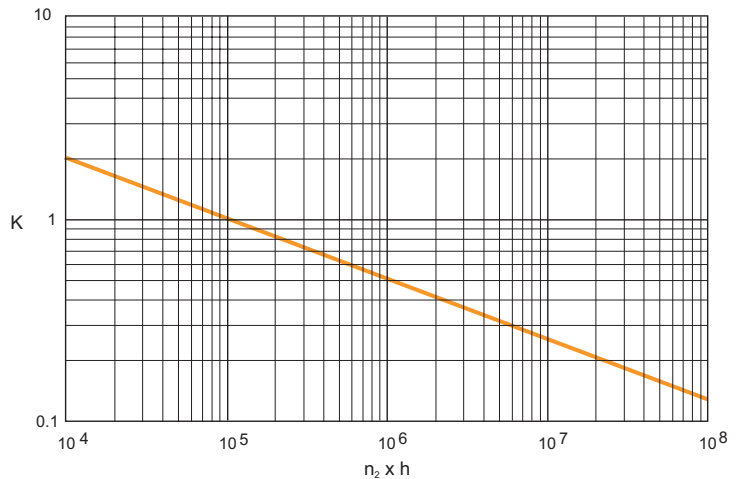
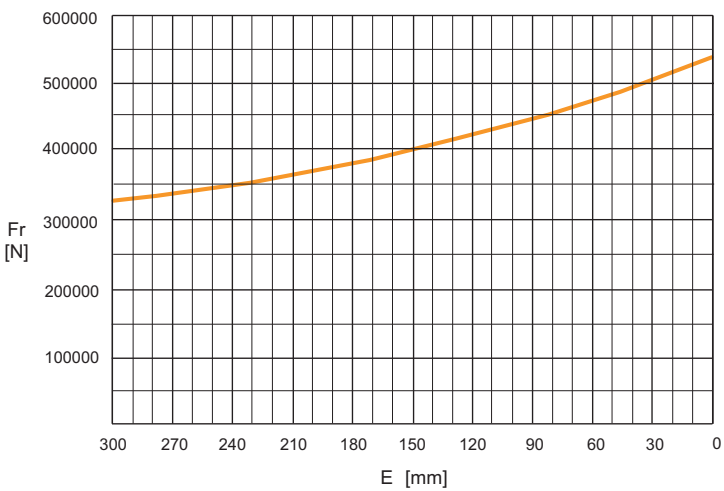
CARGAS RADIALES (Fr)

En los siguientes diagramas se indican las cargas radiales y los coeficientes K para obtener el valor requerido $n_2 \times h$.

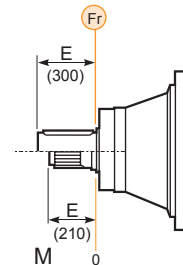
CARGAS RADIAIS (Fr)

Nos diagramas seguintes são indicadas as cargas radiais e os coeficientes K para obter o valor $n_2 \times h$ desejado.

M



	$n_2 \times h$				
	10^5	10^4	10^6	10^7	10^8
M	Fr		Fr • K		



CARICHI ASSIALI (Fa)

I valori dei carichi assiali indicati in tabella sono riferiti alle versioni e alla direzione di applicazione del carico.

AXIAL LOADS (Fa)

The values of the axial loads in the table refer to the output versions and load direction of application.

AXIALLAST (Fa)

Die dargestellten Werte der Axiallast basieren auf der Version und der applizierten Lastrichtung.

CHARGES AXIALES (Fa)

Les valeurs des charges axiales indiquées dans le tableau se réfèrent aux versions et à la direction d'application de la charge.

CARGAS AXIALES (Fa)

Los valores de las cargas axiales indicados en la tabla se refieren a las versiones y a la dirección de aplicación de la carga.

CARGAS AXIAIS (Fa)

Os valores das cargas axiais indicadas na tabela referem-se às versões e à direção de aplicação da carga.

Fa	M	
	[N]	160500
	113600	→

