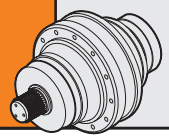

6500

	i	Mc [kNm]				n_{1max}	Pt	Kg				
		n_2 x h	n_2 x h	n_2 x h	n_2 x h							
		10.000	**20.000**	**50.000**	**100.000**	[min^{-1}]	[kW]	**M**	**P**	**CPC**	**F**	**FS**
PG 6501	**3.83**	78.31	69.31	58.98	52.21	1000	60	334	-	438	276	290
PG 6502	**15.30**	78.31	69.31	58.98	52.21	1500	50	450	-	554	392	406
	19.90	78.31	69.31	58.98	52.21							
	23.91	60.75	53.78	45.77	40.50							
PG 6503	**56.12**	70.68	62.57	53.21	47.15	2500	35	477	-	581	419	433
	67.78	64.53	57.14	48.58	43.05							
	72.95	78.31	69.31	58.98	52.21							
	88.11	78.31	69.31	58.98	52.21							
	99.48	70.37	62.30	53.00	46.92							
	115.39	59.53	52.67	44.81	39.72							
	138.70	60.75	53.78	45.77	40.50							
	167.39	56.01	49.57	42.23	37.34							
PG 6504	**211.99**	70.68	62.57	53.21	47.15	2800	25	489	-	593	431	445
	231.48	70.68	62.57	53.21	47.15							
	275.59	78.31	69.31	58.98	52.21							
	300.92	78.31	69.31	58.98	52.21							
	332.86	78.31	69.31	58.98	52.21							
	363.45	78.31	69.31	58.98	52.21							
	410.35	70.37	62.30	53.00	46.92							
	455.23	78.31	69.31	58.98	52.21							
	513.97	70.37	62.30	53.00	46.92							
	596.87	70.37	62.30	53.00	46.92							
	638.79	71.09	63.07	53.59	47.39							
	721.22	70.37	62.30	53.00	46.92							
	836.61	59.53	52.67	44.81	39.72							
	1005.54	60.75	53.78	45.77	40.50							

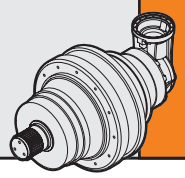

	i	Mc [kNm]				n_{1max}	Pt	Kg				
		n_2 x h	n_2 x h	n_2 x h	n_2 x h							
		10.000	**20.000**	**50.000**	**100.000**	[min^{-1}]	[kW]	**M**	**P**	**CPC**	**F**	**FS**
PGA 6503	**47.01**	74.97	60.91	46.29	37.61	2500	35	539	-	643	481	495
	61.11	78.31	69.31	55.62	45.19							
	71.42	58.38	54.93	42.18	34.24							
	92.85	74.16	66.76	50.68	41.15							
	111.59	60.75	53.78	45.77	40.50							
PGA 6504	**193.86**	66.72	54.20	41.19	33.46	2800	25	514	-	618	456	470
	234.14	64.53	57.14	47.01	38.19							
	252.01	78.31	65.13	49.49	40.20							
	304.38	78.31	69.31	56.48	45.89							
	343.65	70.37	62.30	53.00	46.92							
	413.04	60.75	53.78	45.77	40.50							
	479.13	60.75	53.78	45.77	40.50							
	576.57	57.69	53.78	45.77	40.50							
	650.97	60.75	53.78	45.77	40.50							
	755.12	60.75	53.78	45.77	40.50							
	911.35	56.01	49.57	42.23	37.34							

(n_2 x h = 20.000)

$$M_{max} = M_c \times 2$$

MS

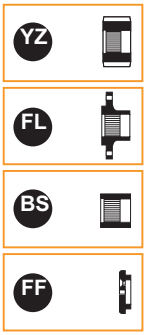

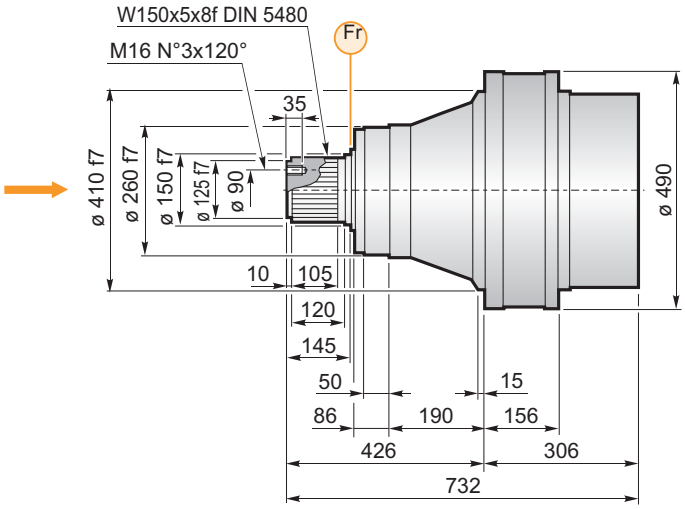

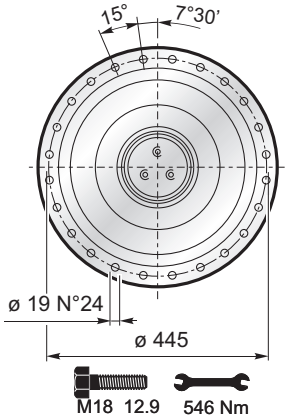

MC

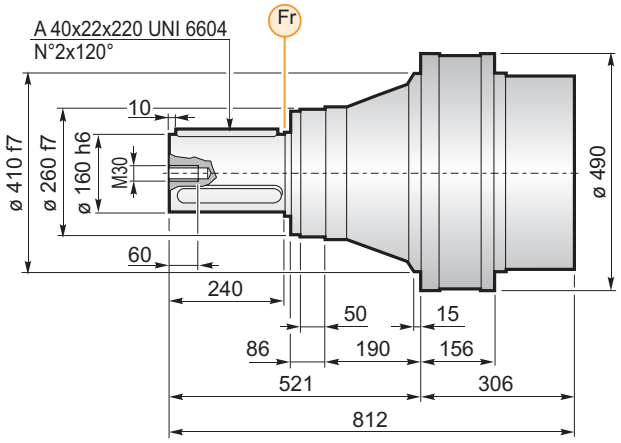

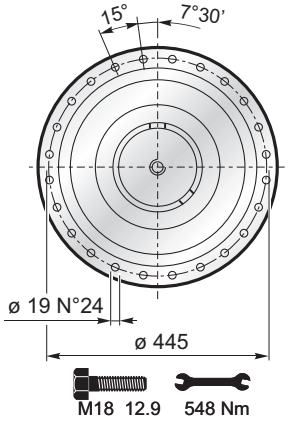

haumea mechanics on demand



F

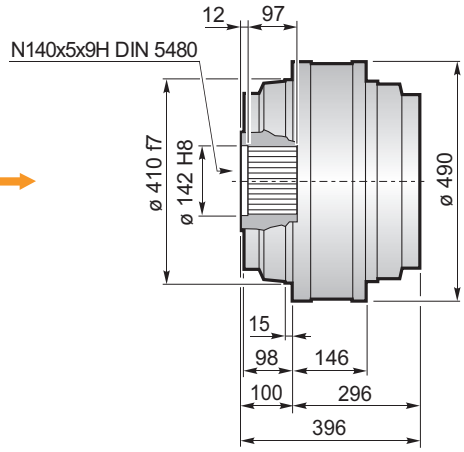

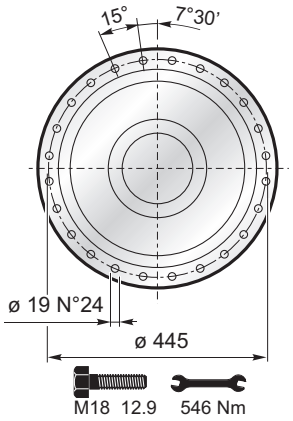

FS

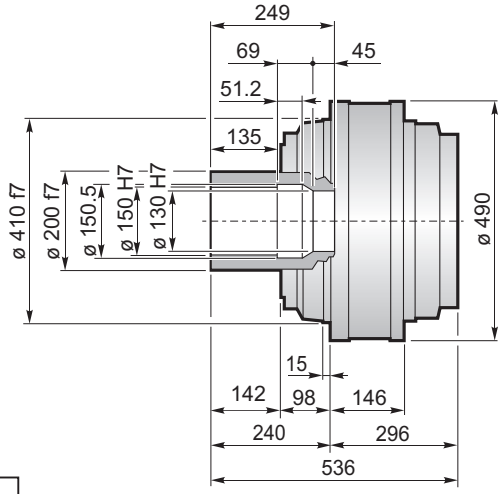

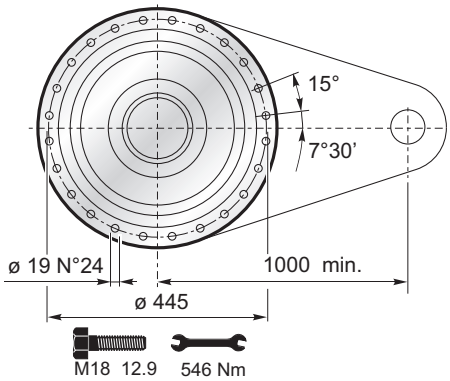

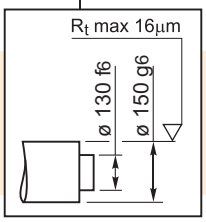

M_{max} = 92.5 kNm

La coppia massima indicata è valida solo con calettatori forniti da Planetary Drives
The maximum torque indicated is valid only with shrink discs supplied by Planetary Drives
Das dargestellte, maximale Drehmoment gilt nur mit von Planetary Drives gelieferter Schrumpfscheibe
Le couple maximal indiqué n'est valable qu'avec les frettes de serrage fournis par Planetary Drives
El momento máximo indicado sólo es válido con discos de contracción suministrados por Planetary Drives
O torque máximo indicado é válido exclusivamente com discos de contração fornecidos pela Planetary Drives

CPC

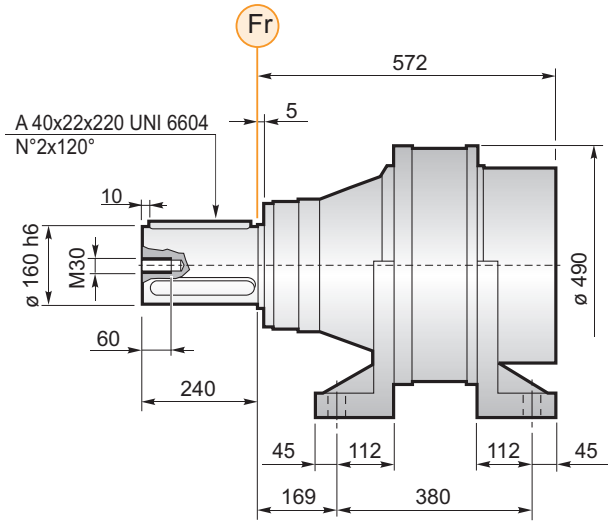

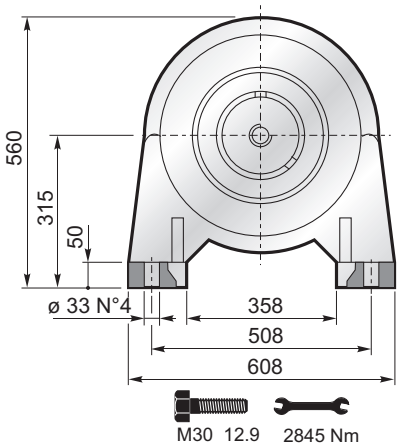

FL YZ BS FF KB GA → B-124

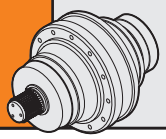

6500

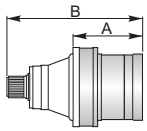

PG ...MS	A	B	RA	RB	EF	EDF
PG 6501	306	732				
PG 6502	488	914				
PG 6503	582	1008		•		
PG 6504	641.5	1067.5	•	o	•	

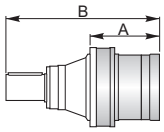

PG ...MC	A	B	RA	RB	EF	EDF
PG 6501	306	812				
PG 6502	488	994				
PG 6503	582	1088		•		
PG 6504	641.5	1147.5	•	o	•	

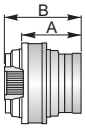

PG ...F	A	B	RA	RB	EF	EDF
PG 6501	296	396				
PG 6502	478	578				
PG 6503	572	672		•		
PG 6504	631.5	631.5	•	o	•	

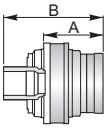

PG ...FS	A	B	RA	RB	EF	EDF
PG 6501	296	536				
PG 6502	478	718				
PG 6503	572	812		•		
PG 6504	631.5	871.5	•	o	•	

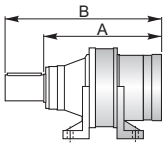

PG ...CPC	A	B	RA	RB	EF	EDF
PG 6501	572	812				
PG 6502	754	994				
PG 6503	848	1088		•		
PG 6504	907.5	1147.5	•	o	•	

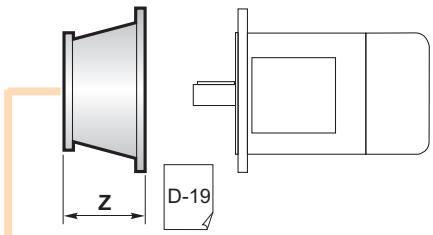

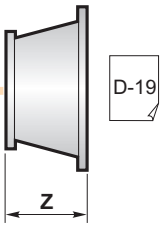

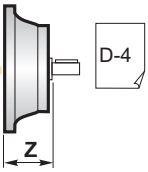

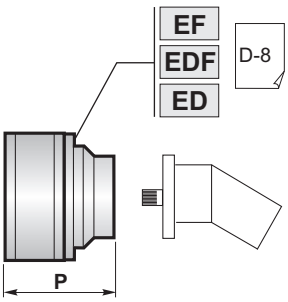

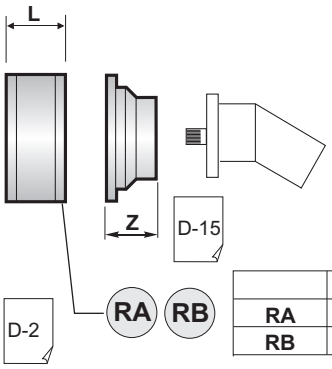

	L
RA	81
RB	125

A+13.5	B+13.5	o

chaumea® mechanics on demand

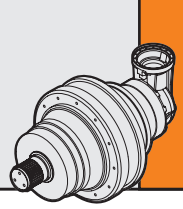

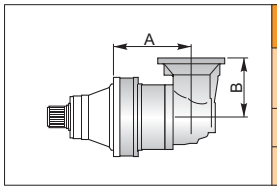

PGA ...MS	A	B	RA	RB	EF
PGA 6503	568	315		•	
PGA 6504	670	240	•	o	•

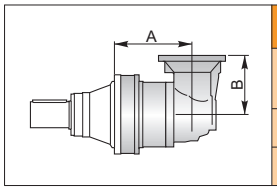

PGA ...MC	A	B	RA	RB	EF
PGA 6503	568	315		•	
PGA 6504	670	240	•	o	•

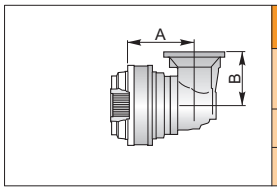

PGA ...F	A	B	RA	RB	EF
PGA 6503	558	315		•	
PGA 6504	660	240	•	o	•

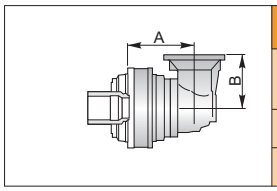

PGA ...FS	A	B	RA	RB	EF
PGA 6503	558	315		•	
PGA 6504	660	240	•	o	•

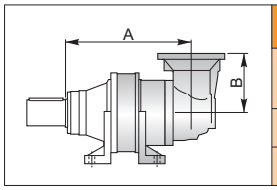

PGA ...CPC	A	B	RA	RB	EF
PGA 6503	834	315		•	
PGA 6504	936	240	•	o	•

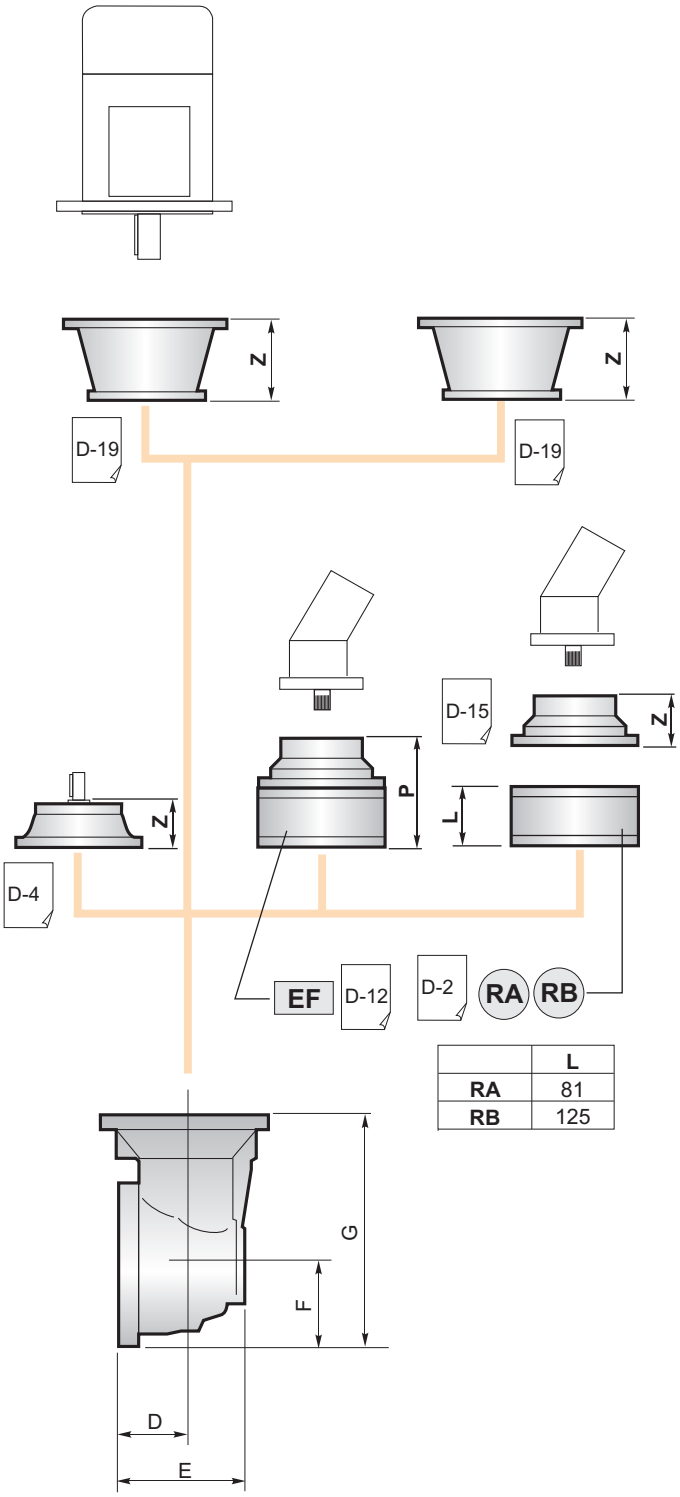

	L
RA	81
RB	125

	D	E	F	G
PGA 6503	88	256	235	550
PGA 6504	88	164	140	380

	B+16.5	o



6500

BS

Boccola scanalata / Splined bushing
Innenverzahnte Buchse / Moyeu cannelé
Casquillo ranurado / Bucha estriada

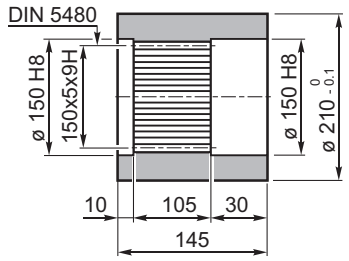

Materiale / Material
Material / Matière
Material / Material

UNI C40
SAE 1040
DIN Ck40

Codice / Code
Bestell - Nr. / Code
Código / Código

1720.102.076

KB

Barra scanalata / Splined rod
Außenverzahnte Welle / Arbre cannelé
Barra ranurada / Barra estriada

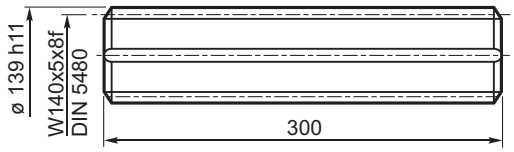

Materiale / Material
Material / Matière
Material / Material

UNI 16CrNi4
bonificato / hardened and tempered
vergütet / bonifié
bonificado / endurecido e temperado

Codice / Code
Bestell - Nr. / Code
Código / Código

1703.564.042

FL

Flangia / Flange
Flansch / Bride
Brida / Flange

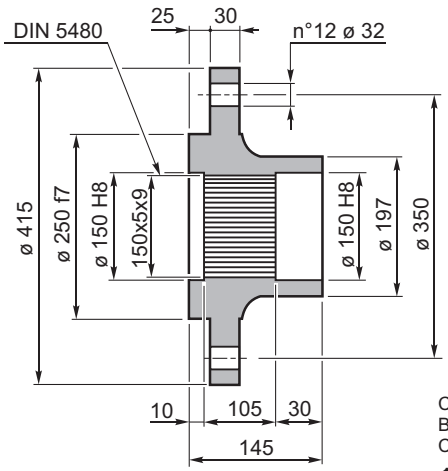

Codice / Code
Bestell - Nr. / Code
Código / Código

1720.106.098

GA

Giunto di attrito / Shrink disc
Schrumpfscheibe / Frette de serrage
Disco de contracción / Disco de contração

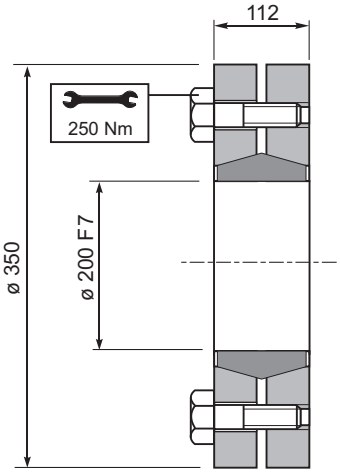

Coppia max.
Max. torque
Max. Drehmoment
Couple max.
Momento máx.
Torque máx.

92,5 kNm

Codice / Code
Bestell - Nr. / Code
Código / Código

9015.200.000

FF

Fondello di arresto / Stop bottom plate
Endscheibe / Bouchon de fermeture
Tapón de detención / Fundo de batente

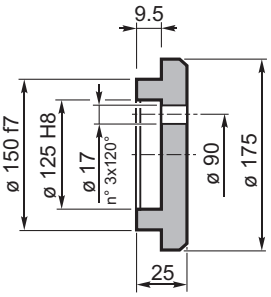

Codice / Code
Bestell - Nr. / Code
Código / Código

5701.043.000

chaumea® mechanics on demand



CARICHI RADIALI (Fr)
Nei diagrammi seguenti sono riportati i carichi radiali e i coefficienti K per rapportarli al valore $n_2$xh desiderato.

RADIAL LOADS (Fr)
The following curves show the radial loads and the K factors to obtain the required $n_2$xh value.

RADIALLAST (Fr)
In den nachstehenden Diagrammen ist die Radiallast und der Koeffizient K dargestellt und kann mit dem gewünschten Wert $n_2$xh verglichen werden.

CHARGES RADIALES (Fr)
Dans les diagrammes suivants sont indiqués les charges radiales et les facteurs K de façon à obtenir la valeur $n_2$xh désirée.

CARGAS RADIALES (Fr)
En los siguientes diagramas se indican las cargas radiales y los coeficientes K para obtener el valor requerido $n_2$xh.

CARGAS RADIAIS (Fr)
Nos diagramas seguintes são indicadas as cargas radiais e os coeficientes K para obter o valor $n_2$xh desejado.

M - CPC*

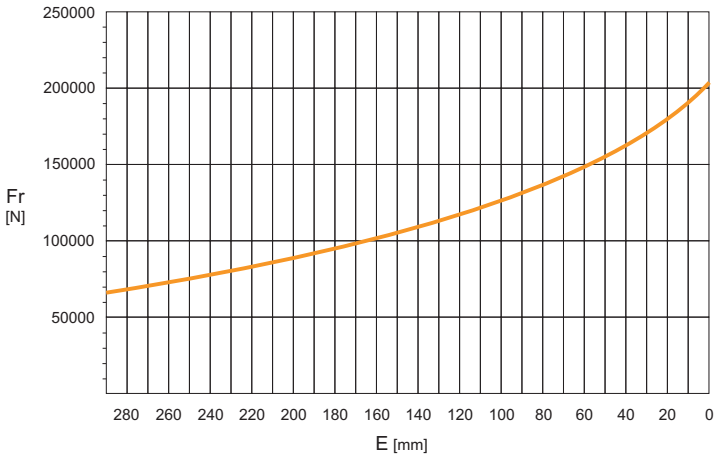

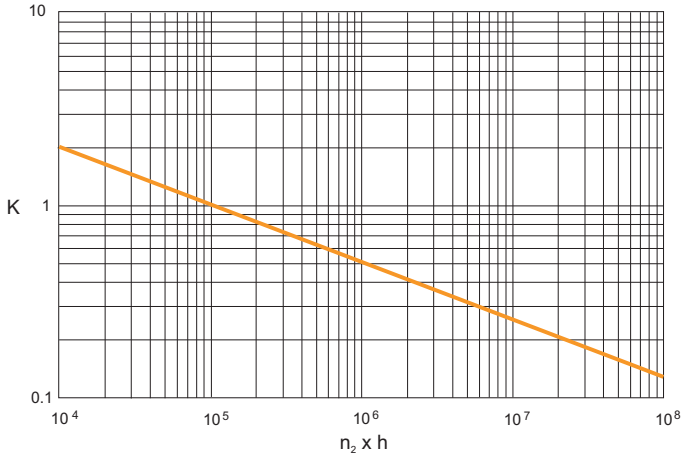

	n x h				
	10^5	10^4	10^6	10^7	10^8
M	Fr	Fr • K			
***CPC**	Fr • 0.75	Fr • K • 0.75			

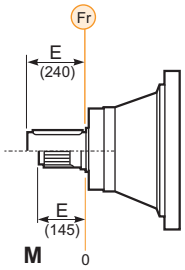

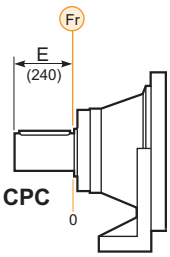

CARICHI ASSIALI (Fa)
I valori dei carichi assiali indicati in tabella sono riferiti alle versioni e alla direzione di applicazione del carico.

AXIAL LOADS (Fa)
The values of the axial loads in the table refer to the output versions and load direction of application.

AXIALLAST (Fa)
Die dargestellten Werte der Axiallast basieren auf der Version und der applizierten Lastrichtung.

CHARGES AXIALES (Fa)
Les valeurs des charges axiales indiquées dans le tableau se réfèrent aux versions et à la direction d'application de la charge.

CARGAS AXIALES (Fa)
Los valores de las cargas axiales indicados en la tabla se refieren a las versiones y a la dirección de aplicación de la carga.

CARGAS AXIAIS (Fa)
Os valores das cargas axiais indicadas na tabela referemse às versões e à direção de aplicação da carga.
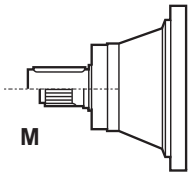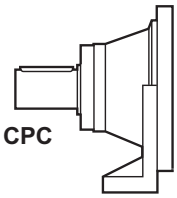
Fa [N]	M	CPC	
	50000	50000	←
	100000	100000	→